



# REMSONS INDUSTRIES LTD.

CIN : L51900MH1971PLC015141

Regd. Office: 401, 4th Floor, Gladdiola, Hanuman Road Vile  
Parle (East), Mumbai 400057.


Tel No: 022- 26113883; 261122368

Email id: remsons@vsnl.com, website: www.remsons.com


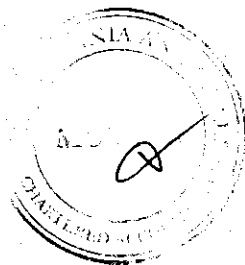
## Statement of Unaudited Financial Results for the Quarter and Half year ended 30th September, 2018

(Rs in Lakhs) Except EPS

Sr. No.	Particulars	Quarter Ended			Half Year Ended		Year Ended
		Sept 30, 2018 (Unaudited)	June 30, 2018 (Unaudited)	Sept 30, 2017 (Unaudited)	Sept 30, 2018 (Unaudited)	Sept 30, 2017 (Unaudited)	31st March 2018 (Audited)
I	<b>Income</b>						
	(a) Revenue from Operations	3,961.72	3,462.58	3,156.88	7,424.30	6,139.02	13,077.69
	(b) Other Income	36.78	21.22	36.20	58.00	46.77	157.76
	<b>Total Income From Operations</b>	<b>3,998.50</b>	<b>3,483.80</b>	<b>3,193.08</b>	<b>7,482.30</b>	<b>6,185.79</b>	<b>13,235.45</b>
II	<b>Expenses</b>						
	(a) Cost of Materials Consumed	2,428.30	2,141.52	1,964.70	4,569.82	3,601.41	7,963.27
	(b) Purchase of stock in trade	-	-	-	-	-	-
	(c) Changes in inventories of finished goods, work-in-progress and stock-in-trade	9.99	27.53	28.39	37.52	11.02	(156.68)
	(d) Excise duty on sale of goods	-	-	-	-	264.64	264.64
	(e) Employees Benefit Expenses	651.41	613.25	591.50	1,264.66	1,150.14	2,388.84
	(f) Finance Costs	67.01	60.63	71.02	127.64	137.73	254.70
	(g) Depreciation and Amortisation Expenses	60.51	55.55	62.69	116.06	125.82	251.62
	(h) Other Expenditure	593.12	464.68	428.69	1,057.80	840.54	1,813.98
	<b>Total expenses</b>	<b>3,810.34</b>	<b>3,363.16</b>	<b>3,146.99</b>	<b>7,173.50</b>	<b>6,131.30</b>	<b>12,780.37</b>
III	<b>Profit before exceptional items and tax (I-II)</b>	<b>188.16</b>	<b>120.64</b>	<b>46.09</b>	<b>308.80</b>	<b>54.49</b>	<b>455.08</b>
IV	Exceptional items	-	-	-	-	-	-
V	<b>Profit/ (Loss) before tax (III-IV)</b>	<b>188.16</b>	<b>120.64</b>	<b>46.09</b>	<b>308.80</b>	<b>54.49</b>	<b>455.08</b>
VI	Tax Expense						
	(a) Current tax	64.00	41.00	10.38	105.00	10.38	90.22
	(b) Deferred tax	(7.20)	(6.28)	23.07	(13.48)	20.65	20.28
	<b>Total tax expenses</b>	<b>56.80</b>	<b>34.72</b>	<b>33.45</b>	<b>91.52</b>	<b>31.03</b>	<b>110.50</b>
VII	<b>Net Profit/ (Loss) for the period (V-VI)</b>	<b>131.36</b>	<b>85.92</b>	<b>12.64</b>	<b>217.28</b>	<b>23.46</b>	<b>344.58</b>
VIII	<b>Other Comprehensive Income</b>						
	(a) i. Items that will not be reclassified to profit or loss	(4.93)	(0.72)	(5.82)	(5.65)	(8.58)	(6.60)
	ii. Income tax relating to items that will not be reclassified to profit or loss	0.25	0.28	1.89	0.53	2.79	1.07
	(b) i. item that will be reclassified to profit or loss	-	-	-	-	-	-
	ii. Income tax relating to items that will be reclassified to profit or loss	-	-	-	-	-	-
	<b>Total other Comprehensive Income (Net of Taxes)</b>	<b>(4.68)</b>	<b>(0.44)</b>	<b>(3.93)</b>	<b>(5.12)</b>	<b>(5.79)</b>	<b>(5.53)</b>
IX	<b>Total Comprehensive Income for the period</b>	<b>126.68</b>	<b>85.48</b>	<b>8.71</b>	<b>212.16</b>	<b>17.67</b>	<b>339.05</b>
X	Paid-up equity share capital (Face Value of ₹ 10/- each)	571.34	571.34	571.34	571.34	571.34	571.34
XI	Other Equity						1,384.16
XII	<b>Earnings per equity share</b>						
	(i) Basic earnings (loss) per share (Rs.)	2.30	1.50	0.22	3.80	-0.41	6.03
	(ii) Diluted earnings (loss) per share (Rs.)	2.30	1.50	0.22	3.80	0.41	6.03




Statement of Assets and Liabilities :		(Rs. In Lakhs)	
	PARTICULARS	30th September 2018 (Unaudited)	31st March 2018 (Audited)
<b>A</b>	<b>ASSETS</b>		
<b>I</b>	<b>Non- Current Assets</b>		
	Property Plant and Equipment	2,103.16	2,174.68
	Capital Work in Progress	24.22	5.18
	Investment property	6.90	7.00
	Other Intangible Assets	5.22	10.46
	Intangible assets under development	86.21	42.00
	<b>Financial Assets</b>		
	(i) Investments	4.67	10.35
	(ii) Others financial assets	52.41	44.03
	Other non current Assets	36.49	35.92
	<b>Sub Total - Non- Current Assets</b>	<b>2,319.28</b>	<b>2,329.62</b>
<b>II</b>	<b>Current Assets</b>		
	Inventories	2,366.54	2,257.08
	<b>Financial Assets</b>		
	(i) Trade Receivable	2,857.65	1,989.89
	(ii) Cash and Cash equivalents	64.78	100.48
	(iii) other financial assets	17.78	76.06
	Other current assets	152.30	216.62
	<b>Sub Total - Current Assets</b>	<b>5,459.05</b>	<b>4,640.13</b>
	<b>TOTAL ASSETS</b>	<b>7,778.33</b>	<b>6,969.75</b>
<b>B</b>	<b>EQUITY AND LIABILITIES</b>		
<b>I</b>	<b>Equity</b>		
	Equity Share Capital	571.34	571.34
	Other Equity	1,506.78	1,384.16
	<b>Sub Total - Shareholder's fund</b>	<b>2,078.12</b>	<b>1,955.50</b>
<b>II</b>	<b>LIABILITIES</b>		
	<b>Non Current Liabilities</b>		
	<b>Financial Liabilities</b>		
	(i) Borrowing	808.04	823.86
	Provisions	24.51	22.16
	Deffered Tax Liabilities	47.92	19.91
	<b>Sub Total - Non- Curret Liabilities</b>	<b>880.47</b>	<b>865.93</b>
	<b>Current Liabilities</b>		
	<b>Financial Liabilities</b>		
	(i) Borrowings	2,081.83	1,989.30
	(ii) Trade payables	2,374.50	1,822.19
	(iii) Other Financial Liabilities	88.81	92.17
	Other Current Liabilities	202.51	157.78
	Provisions	32.20	40.86
	Current tax liabilities	39.89	46.02
	<b>Sub Total - Non- Curret Liabilities</b>	<b>4,819.74</b>	<b>4,148.32</b>
	<b>TOTAL EQUITY AND LIABILITIES</b>	<b>7,778.33</b>	<b>6,969.75</b>



**Notes:**

1. The Company operates in single segment only, i.e. **Automotive Components parts.**
2. The above results have been reviewed and recommended by the Audit Committee and approved by the Board of Directors in their meetings held on 14th November, 2018. The above result for the quarter ended 30th September, 2018 have been reviewed by the statutory Auditors of the Company in terms of Regulation 33 of SEBI (Listing Obligations and Disclosure Requirements) Regulations, 2015.
3. These financial results have been prepared in accordance with the recognition and measurement principles under Ind AS as prescribed under Section 133 of the Companies Act, 2013 read with the relevant rules issued thereunder and the other accounting principles generally accepted in India.
4. Consequent to introduction of Goods and Services Tax (GST) with effect from July 01, 2017, Central Excise have been subsumed into GST. In accordance with Indian Accounting Standard, as applicable and Schedule III of the Companies Act, 2013, unlike Excise Duties are not part of Revenue. Accordingly, the figures for the half year ended September 30, 2017 and for the year ended March 31, 2018 are not strictly comparable to current period numbers.
5. Ind AS 115 "Revenue from Contracts with Customers" mandatory for reporting periods beginning on or after 1st April, 2018, replaces existing revenue recognition requirements. The Company has elected the option of the modified retrospective approach and there were no material adjustments required to be made in the retained earnings as at 1st April, 2018. Also, the application of Ind AS 115 did not have any material impact on recognition and measurement of revenue and related items in the Unaudited Financial Results for the quarter and half year ended 30th September, 2018 of the Company.
6. Figures for the corresponding periods in the previous year's/ periods' have been regrouped/ rearranged/ reclassified wherever necessary to make them comparable with the figures for the current period.

For REMSONS INDUSTRIES LIMITED




KRISHNA KEJRIWAL  
CHAIRMAN & MANAGING DIRECTOR  
DIN - 00513788



Place : Mumbai

Dated: 14th November, 2018



# M L BHUWANIA AND CO LLP

## CHARTERED ACCOUNTANTS


F-11, 3rd floor, Manek Mahal, 90, Veer Nariman Road, Churchgate, Mumbai - 400 020, INDIA.  
T : +91 22 6117 4949 F : +91 22 6117 4950 E : info@mlbca.in W : www.mlbca.in

### LIMITED REVIEW REPORT

To The Board of Directors of M/s. REMSONS INDUSTRIES LIMITED,

1. We have reviewed accompanying statement of unaudited financial results of M/s. REMSONS INDUSTRIES LIMITED, (the "Company") for the quarter and half year ended 30<sup>th</sup> September, 2018 attached herewith, being submitted by the company pursuant requirement of Regulation 33 of the Securities and Exchange Board of India (SEBI) (Listing Obligations and Disclosure Requirements) Regulations, 2015, as modified by the circular no. CIR/CFD/FAC/62/2016 dated 5<sup>th</sup> July, 2016 (The Regulations).
2. The unaudited financial results are the responsibility of the Company's management and has been approved by the Board of Directors in their meeting held on 14<sup>th</sup> November, 2018. Our responsibility is to issue a report on these unaudited financial results based on our review.
3. We conducted our review in accordance with the Standard on Review Engagement (SRE) 2410, "Review of Interim Financial Information Performed by the Independent Auditor of the Entity" issued by the Institute of Chartered Accountants of India. This Standard requires that we plan and perform the review to obtain moderate assurance as to whether the Statement is free of material misstatement. A review is limited primarily to inquiries of company personnel and analytical procedures applied to financial data and thus provide less assurance than an audit. We have not performed an audit and accordingly, we do not express an audit opinion.
4. Based on our review conducted nothing has come to our attention that causes us to believe that the accompanying Statement of Unaudited financial results prepared in accordance with applicable Indian Accounting Standards ("Ind-AS") specified under section 133 of the Companies Act, 2013 and other recognized accounting principles, practices and policies generally accepted in India, has not disclosed the information required to be disclosed in terms of Regulation 33 of the SEBI (Listing Obligations and Disclosure Requirements) Regulations, 2015 and SEBI Circular dated 5<sup>th</sup> July, 2016 including the manner in which it is to be disclosed, or that it contains any material misstatement.

For and on behalf of  
M L BHUWANIA AND CO LLP  
Chartered Accountants  
Firm's Registration No. 101484W/W100197

  
Vijay Kumar Jain  
Partner  
Membership No. 108374  
Place: Mumbai  
Date: 14<sup>th</sup> November, 2018

